

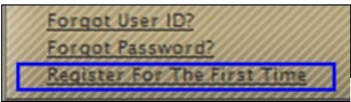
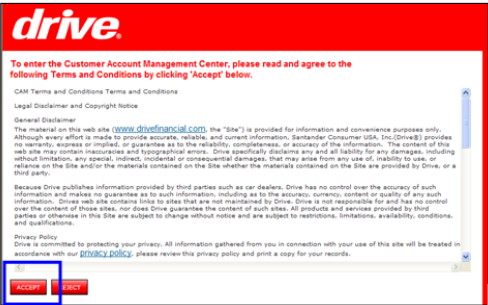



How Do I Register to Access My Account Online?

Step	Action
1	<p>Visit www.drivefinancial.com.</p> 
2	<p>Locate the My Account Login box.</p> 
3	<p>Select the link to Register For The First Time.</p> 
4	<p>To proceed, read the terms and conditions and click Accept.</p> 

Continued on Next Page

How Do I Register to Access *My Account* Online?

Step	Action																														
5	<p>An enrollment box will appear.</p> 																														
6	<p>Enter all of the requested information.</p> <table border="1" data-bbox="367 781 1409 1381"> <thead> <tr> <th>Item</th> <th>Description</th> <th>Example</th> </tr> </thead> <tbody> <tr> <td>Create User Name</td> <td>Enter a Username including letters and/or numbers. *</td> <td>JohnDoe123</td> </tr> <tr> <td>Email</td> <td>Enter your current Email address.</td> <td>JohnDoe@test.com</td> </tr> <tr> <td>Confirm Email</td> <td>Re-Enter your current Email address.</td> <td>JohnDoe@test.com</td> </tr> <tr> <td>Password</td> <td>Enter a Password including letters and/or numbers. *</td> <td>Autoloan</td> </tr> <tr> <td>Confirm Password</td> <td>Re-Enter your password.</td> <td>Autoloan</td> </tr> <tr> <td>Social Security Nbr.</td> <td>Enter your Social Security Number. (Borrower or Co-borrower)**</td> <td>123-123-1234</td> </tr> <tr> <td>Date of Birth</td> <td>Enter your Date of Birth in MM/DD format. (Borrower or Co-borrower)**</td> <td>01/31</td> </tr> <tr> <td>Security Question</td> <td>Select a security question from the drop-down menu.</td> <td>What city were you born?</td> </tr> <tr> <td>Security Answer</td> <td>Enter an answer to the security question that you selected.</td> <td>Austin</td> </tr> </tbody> </table> <p>* User Names and Passwords must be a minimum of 6 characters and may not exceed 25 characters.</p> <p>** Specific customer information must match our records. If you enter the co-borrower's social security number, you must also enter the co-borrower's date of birth.</p>	Item	Description	Example	Create User Name	Enter a Username including letters and/or numbers. *	JohnDoe123	Email	Enter your current Email address.	JohnDoe@test.com	Confirm Email	Re-Enter your current Email address.	JohnDoe@test.com	Password	Enter a Password including letters and/or numbers. *	Autoloan	Confirm Password	Re-Enter your password.	Autoloan	Social Security Nbr.	Enter your Social Security Number. (Borrower or Co-borrower)**	123-123-1234	Date of Birth	Enter your Date of Birth in MM/DD format. (Borrower or Co-borrower)**	01/31	Security Question	Select a security question from the drop-down menu.	What city were you born?	Security Answer	Enter an answer to the security question that you selected.	Austin
Item	Description	Example																													
Create User Name	Enter a Username including letters and/or numbers. *	JohnDoe123																													
Email	Enter your current Email address.	JohnDoe@test.com																													
Confirm Email	Re-Enter your current Email address.	JohnDoe@test.com																													
Password	Enter a Password including letters and/or numbers. *	Autoloan																													
Confirm Password	Re-Enter your password.	Autoloan																													
Social Security Nbr.	Enter your Social Security Number. (Borrower or Co-borrower)**	123-123-1234																													
Date of Birth	Enter your Date of Birth in MM/DD format. (Borrower or Co-borrower)**	01/31																													
Security Question	Select a security question from the drop-down menu.	What city were you born?																													
Security Answer	Enter an answer to the security question that you selected.	Austin																													

Continued on Next Page

How Do I Register to Access *My Account* Online?

Step	Action
7	Click Create User to complete registration. You will be routed to the Online Home Page. 